



# The EACVI HIT Community

Growing together today,  
securing excellence tomorrow!





# EACVI

European Association of  
Cardiovascular Imaging

**1 Association 4 modalities**

Cardiovascular  
Magnetic Resonance

Echocardiography

Nuclear Cardiology

Cardiac CT

Created in 2003, the European Association of Cardiovascular Imaging, a registered branch of the ESC, is the leading international network in its field.

### Vision

The EACVI is a unified community of experts and a knowledge provider in Echocardiography, Cardiovascular Magnetic Resonance, Nuclear Cardiology and Cardiac CT modalities. The EACVI has switched its vision from a single technique entity to a patient care centric strategy.

### Values

The EACVI is committed to maintaining the highest standards of professional excellence in all cardiovascular imaging modalities by providing an innovative educational platform and being research focused to meet the needs and expectations at any stage of its members career.

## ABOUT THE EACVI



EACVI's Heart Imagers  
of Tomorrow

### EACVI BOARD

Cardiovascular  
Magnetic Resonance  
(CMR) Section

Echocardiography Section

Nuclear Cardiology  
and Cardiac CT  
(NC & CCT) Section

### EACVI Committees

Heart Imagers of Tomorrow

Scientific Documents

Industry Round Table

Congress Programme

Membership

International Communities

Accreditation &  
Certification

Research & Innovation

Web & Communication

Education

Heart Imagers of Tomorrow (HIT) is a dedicated committee of the EACVI which develops initiatives centered on the needs of tomorrow's generation of imaging experts.

**New! Extended age limit!**



EACVI's **H**eart **I**magers  
of **T**omorrow

Join us and make the most of the opportunities that the EACVI has to offer:

- ▶ Membership at 50% discount\*
- ▶ Adapted educational & scientific resources
- ▶ Dedicated sessions & courses at EACVI congresses
- ▶ Discounts on registration for congresses, certification exams, teaching courses & products
- ▶ Online access to the European Heart Journal - Cardiovascular Imaging
- ▶ Access to EACVI Grants in training & research
- ▶ Networking opportunities

**Be a HIT!**

\* Applies to Silver level



For only **78 Euros** per year, you get access to a multitude of educational and scientific resources :



**Webinars, Imaging E-learning courses, Basic Echo course, Imaging Toolboxes, Pocket Size Online course (ESCeL), EACVI Imaging Case Gallery, EduCAD IHD Clinical Cases, resources from congresses, meetings & courses**

## CONGRESSES & EVENTS

Don't miss the four EACVI congresses and events

### EuroEcho Imaging 2017

28th Annual Meeting of the European Association of Cardiovascular Imaging (EACVI), co-organized in collaboration with the American Society of Echocardiography (ASE) and the European Association of Nuclear Medicine (EANM)



Lisbon - Portugal  
6-9 December 2017

[www.escardio.org/EACVI](http://www.escardio.org/EACVI)



### EuroCMR 2017

15th ANNUAL MEETING ON CMR OF THE EUROPEAN ASSOCIATION OF CARDIOVASCULAR IMAGING

Current Clinical Application of CMR



25-27 May  
Prague  
Czech Republic

[www.escardio.org/EACVI](http://www.escardio.org/EACVI)



INTERNATIONAL CONFERENCE ON  
NUCLEAR  
CARDIOLOGY  
AND CARDIAC CT

VIENNA  
AUSTRIA  
7-9 May 2017

[www.kirc2017.org](http://www.kirc2017.org)



### World Summit on Echocardiography

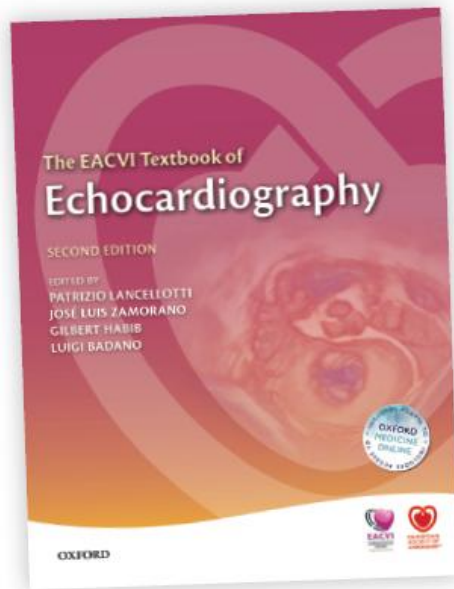
- Co-organisers: EACVI and the American Society of Echocardiography (ASE).
- Every two years

World Summit on Echocardiography 2017  
5-7 October - Rio de Janeiro, Brazil



### Textbooks

- Echocardiography - 2<sup>nd</sup> edition. Released in 2016.
- Cardiovascular Magnetic Resonance Release in 2017




### European Heart Journal – Cardiovascular Imaging

The EHJ-CI is the journal of the European Association of Cardiovascular Imaging.

**Impact factor** went from **1.917** in 2008 to **4.293** in 2016

Subscription is included in the **Gold** membership level.

Online subscription is included in the **Silver** and **Gold** membership levels.



### Echo Handbook

Released late 2015





### 2017 Compendium

Compiles all the EACVI Recommendations published in 2015 and 2016

### CMR Pocket Guides


Endorsed by the EACVI

- Congenital Heart Disease
- Physics for Clinicians
- General Pocket Guide



### Abridged recommendations

- Aortic & Pulmonary Regurgitation\*
- Mitral & Transcuspoid Regurgitation\*\*
- Infective Endocarditis\*\*\*
- Transcatheter Interventions\*\*
- 2016 update - Diastolic Function\*
- Radiotherapy\*\*\*
- Transoesophageal Echocardiography\*\*\*
- Pericardial Disease\*\*
- Multi-modality imaging in Hypertrophic Cardiomyopathy\*\*



\* Available in English only

\*\* Available in English and Spanish

\*\*\* Available in English, French, Portuguese and Chinese



### Scientific & Illustrated Posters

- Diastolic function
- 3D Echocardiography
- Valve Stenosis

European Association of Cardiovascular Imaging (EACVI)

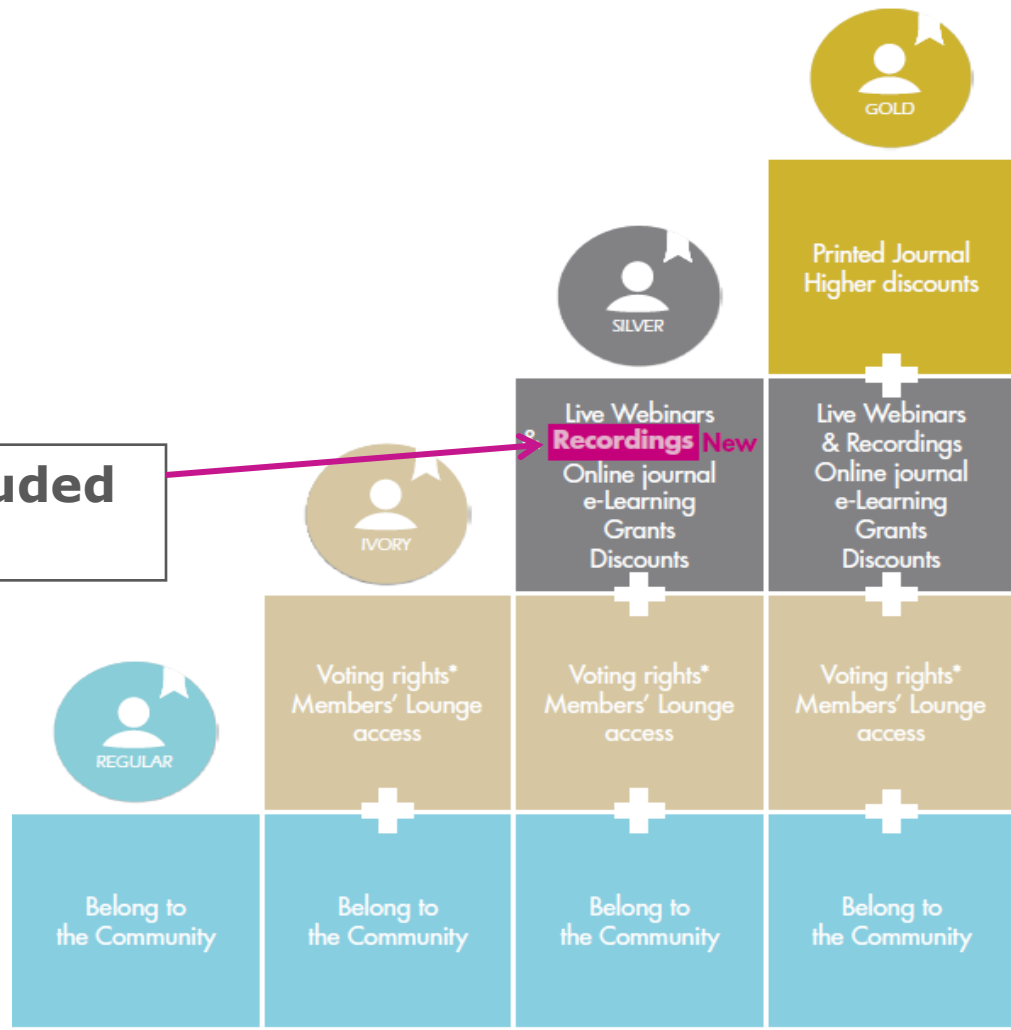
The EACVI  
Recommendations  
are available in the **EACVI  
Recommendations App**.  
Download for free.



## MEMBERSHIP

**50% discount**  
on the Silver level for  
the young community,  
technicians and nurses.

**Webinar Recordings** now included  
in the Silver membership!!




## Distance Learning

Expand your knowledge from anywhere

**35% discount for HIT members**

### Learn from the experts

The EACVI e-learning programmes in Echocardiography and Cardiovascular Magnetic resonance are based on the Echo and CMR core syllabi of the EACVI. They provide the required knowledge to be at the cutting-edge of each imaging modality.



The e-learning programmes include didactic tutorials created by leading experts in the fields in TTE, TOE and CMR.

[www.escardio.org/e-learning-echo](http://www.escardio.org/e-learning-echo) - [www.escardio.org/e-learning-cmr](http://www.escardio.org/e-learning-cmr)

**Expand your knowledge  
from anywhere all year long**



**Free for HIT members  
(Silver level)**

Don't miss the  
**EACVI live webinars**

11+ sessions scheduled in 2017



## Distance Learning

Expand your knowledge from anywhere

- Webinars (11+ sessions/year) and recordings
- EACVI Recommendations Mobile app
- Clinical Case Gallery
- Imaging Tool Boxes
- EduCAD Platform
- Pocket Size Ultrasound Devices Course
- Slides and webcasts from EACVI congresses and courses
- Key Reference Libraries





**15% discount  
for HIT members**

## Individual Certification

The EACVI provides the only European certification of professional excellence in Echocardiography (TEE, TOE & CHD) and Cardiovascular Magnetic Resonance (CMR).

The programme is designed to certify both practical experience and knowledge in these specialties.

A minimum of 7 exams are organised each year.

The exams schedule is available on the dedicated EACVI webpage.



**EACVI Certification** provides formal acknowledgement to individuals and **European recognition**, governed by a **scientific society**

# EACVI Grants 2017



**NEW!**  
Extended  
age limit

## **GAIN**

a unique experience outside  
your country

## **BOOST**

your career

## **PROGRAMMES**

in Research & Training

## **JOIN**

a vibrant  
community  
& enlarge your  
network

## **DISCOVER**

our directory of European  
laboratories offering positions in CVI

## **BE AWARDED**

during our annual congress  
EuroEcho-Imaging

**New!** Call for application open to Silver and Gold EACVI members under 38 years old and under 40 years old in training from ESC Countries and ESC Affiliates Countries. **Join the EACVI before applying.**

# EACVI Heart Imagers of Tomorrow



# NEEDS YOUR SUPPORT TO REPRESENT YOU!



[www.escardio.org/EACVI](http://www.escardio.org/EACVI)



# CONTACT US



***Growing together  
today,  
securing excellence  
tomorrow!***

**Contact:**

**[eacvihit@escardio.org](mailto:eacvihit@escardio.org)**

